

MONTHLY REPORT OF DISBURSEMENTS
For the month of August 2020


Department : Department of Health (DOH)
Agency/Entity : Office of the Secretary
Operating Unit : Metro Manila Centers for Health Development
Organization Code : 13 001 0300013
Fund Cluster : 01 Regular Agency Fund


| Particulars | Current Year Budget | | | | | Prior Year's Budget | | | | | | | | | | | Trust Liabilities | | | | Grand Total | | | | | Remarks | | |
|--|---------------------|---------------|-------|------|---------------|-------------------------------|--------------|-------|---------------|---------------|---------------------------------|--------------|-------|------|--------------|---------------|-------------------|------|------|------|-------------|---------------|---------------|-------|---------------|---------------|-------|--|
| | PS | MOOE | FinEx | CO | TOTAL | Prior Year's Accounts Payable | | | | | Current Year's Accounts Payable | | | | | | SUB-TOTAL | PS | MOOE | CO | TOTAL | PS | MOOE | FinEx | CO | | TOTAL | |
| | | | | | | PS | MOOE | FinEx | CO | Sub-Total | PS | MOOE | FinEx | CO | Sub-Total | TOTAL | | | | | | | | | | | | |
| CASH DISBURSEMENTS | 10,759,694.05 | 35,091,843.43 | 0.00 | 0.00 | 45,851,537.48 | 0.00 | 4,439,557.66 | 0.00 | 39,538,133.19 | 43,977,690.85 | 0.00 | 5,341,159.43 | 0.00 | 0.00 | 5,341,159.43 | 49,318,850.28 | 95,170,387.76 | 0.00 | 0.00 | 0.00 | 0.00 | 10,759,694.05 | 44,872,560.52 | 0.00 | 39,538,133.19 | 95,170,387.76 | | |
| Notice of Cash Allocation (NCA) | 10,759,694.05 | 35,091,843.43 | 0.00 | 0.00 | 45,851,537.48 | 0.00 | 4,439,557.66 | 0.00 | 39,538,133.19 | 43,977,690.85 | 0.00 | 5,341,159.43 | 0.00 | 0.00 | 5,341,159.43 | 49,318,850.28 | 95,170,387.76 | 0.00 | 0.00 | 0.00 | 0.00 | 10,759,694.05 | 44,872,560.52 | 0.00 | 39,538,133.19 | 95,170,387.76 | | |
| MDS Checks Issued | 3,612,655.68 | 1,317,140.00 | 0.00 | 0.00 | 4,929,795.68 | 0.00 | 266,311.98 | 0.00 | 15,658,988.57 | 15,925,300.55 | 0.00 | 0.00 | 0.00 | 0.00 | 0.00 | 15,925,300.55 | 20,855,096.23 | 0.00 | 0.00 | 0.00 | 0.00 | 3,612,655.68 | 1,583,451.98 | 0.00 | 15,658,988.57 | 20,855,096.23 | | |
| Advice to Debit Account | 7,147,038.37 | 33,774,703.43 | 0.00 | 0.00 | 40,921,741.80 | 0.00 | 4,173,245.68 | 0.00 | 23,879,144.62 | 28,052,390.30 | 0.00 | 5,341,159.43 | 0.00 | 0.00 | 5,341,159.43 | 33,393,549.73 | 74,315,291.53 | 0.00 | 0.00 | 0.00 | 0.00 | 7,147,038.37 | 43,289,108.54 | 0.00 | 23,879,144.62 | 74,315,291.53 | | |
| Notice of Transfer Allocations (NTA) | 0.00 | 0.00 | 0.00 | 0.00 | 0.00 | 0.00 | 0.00 | 0.00 | 0.00 | 0.00 | 0.00 | 0.00 | 0.00 | 0.00 | 0.00 | 0.00 | 0.00 | 0.00 | 0.00 | 0.00 | 0.00 | 0.00 | 0.00 | 0.00 | 0.00 | 0.00 | 0.00 | |
| MDS Checks Issued | 0.00 | 0.00 | 0.00 | 0.00 | 0.00 | 0.00 | 0.00 | 0.00 | 0.00 | 0.00 | 0.00 | 0.00 | 0.00 | 0.00 | 0.00 | 0.00 | 0.00 | 0.00 | 0.00 | 0.00 | 0.00 | 0.00 | 0.00 | 0.00 | 0.00 | 0.00 | 0.00 | |
| Advice to Debit Account | 0.00 | 0.00 | 0.00 | 0.00 | 0.00 | 0.00 | 0.00 | 0.00 | 0.00 | 0.00 | 0.00 | 0.00 | 0.00 | 0.00 | 0.00 | 0.00 | 0.00 | 0.00 | 0.00 | 0.00 | 0.00 | 0.00 | 0.00 | 0.00 | 0.00 | 0.00 | 0.00 | |
| Working Fund for FAPs | 0.00 | 0.00 | 0.00 | 0.00 | 0.00 | 0.00 | 0.00 | 0.00 | 0.00 | 0.00 | 0.00 | 0.00 | 0.00 | 0.00 | 0.00 | 0.00 | 0.00 | 0.00 | 0.00 | 0.00 | 0.00 | 0.00 | 0.00 | 0.00 | 0.00 | 0.00 | 0.00 | |
| Cash Disbursement Ceiling (CDC) | 0.00 | 0.00 | 0.00 | 0.00 | 0.00 | 0.00 | 0.00 | 0.00 | 0.00 | 0.00 | 0.00 | 0.00 | 0.00 | 0.00 | 0.00 | 0.00 | 0.00 | 0.00 | 0.00 | 0.00 | 0.00 | 0.00 | 0.00 | 0.00 | 0.00 | 0.00 | 0.00 | |
| TOTAL CASH DISBURSEMENTS | 10,759,694.05 | 35,091,843.43 | 0.00 | 0.00 | 45,851,537.48 | 0.00 | 4,439,557.66 | 0.00 | 39,538,133.19 | 43,977,690.85 | 0.00 | 5,341,159.43 | 0.00 | 0.00 | 5,341,159.43 | 49,318,850.28 | 95,170,387.76 | 0.00 | 0.00 | 0.00 | 0.00 | 10,759,694.05 | 44,872,560.52 | 0.00 | 39,538,133.19 | 95,170,387.76 | | |
| NON-CASH DISBURSEMENTS | 1,047,945.09 | 345,409.78 | 0.00 | 0.00 | 1,393,354.87 | 0.00 | 235,210.74 | 0.00 | 1,379,446.59 | 1,614,657.33 | 0.00 | 313,737.77 | 0.00 | 0.00 | 313,737.77 | 1,928,395.10 | 3,321,749.97 | 0.00 | 0.00 | 0.00 | 0.00 | 1,047,945.09 | 894,358.29 | 0.00 | 1,379,446.59 | 3,321,749.97 | | |
| Tax Remittance Advices Issued (TRA) | 1,047,945.09 | 345,409.78 | 0.00 | 0.00 | 1,393,354.87 | 0.00 | 235,210.74 | 0.00 | 1,379,446.59 | 1,614,657.33 | 0.00 | 313,737.77 | 0.00 | 0.00 | 313,737.77 | 1,928,395.10 | 3,321,749.97 | 0.00 | 0.00 | 0.00 | 0.00 | 1,047,945.09 | 894,358.29 | 0.00 | 1,379,446.59 | 3,321,749.97 | | |
| Non-Cash Availment Authority (NCAA) | 0.00 | 0.00 | 0.00 | 0.00 | 0.00 | 0.00 | 0.00 | 0.00 | 0.00 | 0.00 | 0.00 | 0.00 | 0.00 | 0.00 | 0.00 | 0.00 | 0.00 | 0.00 | 0.00 | 0.00 | 0.00 | 0.00 | 0.00 | 0.00 | 0.00 | 0.00 | 0.00 | |
| Disbursements effected through outright deductions from claims (please specify...) | 0.00 | 0.00 | 0.00 | 0.00 | 0.00 | 0.00 | 0.00 | 0.00 | 0.00 | 0.00 | 0.00 | 0.00 | 0.00 | 0.00 | 0.00 | 0.00 | 0.00 | 0.00 | 0.00 | 0.00 | 0.00 | 0.00 | 0.00 | 0.00 | 0.00 | 0.00 | 0.00 | |
| Overpayment of expenses(e.g. personnel benefits) | 0.00 | 0.00 | 0.00 | 0.00 | 0.00 | 0.00 | 0.00 | 0.00 | 0.00 | 0.00 | 0.00 | 0.00 | 0.00 | 0.00 | 0.00 | 0.00 | 0.00 | 0.00 | 0.00 | 0.00 | 0.00 | 0.00 | 0.00 | 0.00 | 0.00 | 0.00 | 0.00 | |
| Restitution for loss of government property | 0.00 | 0.00 | 0.00 | 0.00 | 0.00 | 0.00 | 0.00 | 0.00 | 0.00 | 0.00 | 0.00 | 0.00 | 0.00 | 0.00 | 0.00 | 0.00 | 0.00 | 0.00 | 0.00 | 0.00 | 0.00 | 0.00 | 0.00 | 0.00 | 0.00 | 0.00 | 0.00 | |
| Liquidated damages and similar claims | 0.00 | 0.00 | 0.00 | 0.00 | 0.00 | 0.00 | 0.00 | 0.00 | 0.00 | 0.00 | 0.00 | 0.00 | 0.00 | 0.00 | 0.00 | 0.00 | 0.00 | 0.00 | 0.00 | 0.00 | 0.00 | 0.00 | 0.00 | 0.00 | 0.00 | 0.00 | 0.00 | |
| Others(TEF, BTr, Documentary Stamp Tax, etc.) | 0.00 | 0.00 | 0.00 | 0.00 | 0.00 | 0.00 | 0.00 | 0.00 | 0.00 | 0.00 | 0.00 | 0.00 | 0.00 | 0.00 | 0.00 | 0.00 | 0.00 | 0.00 | 0.00 | 0.00 | 0.00 | 0.00 | 0.00 | 0.00 | 0.00 | 0.00 | 0.00 | |
| TOTAL NON-CASH DISBURSEMENTS | 1,047,945.09 | 345,409.78 | 0.00 | 0.00 | 1,393,354.87 | 0.00 | 235,210.74 | 0.00 | 1,379,446.59 | 1,614,657.33 | 0.00 | 313,737.77 | 0.00 | 0.00 | 313,737.77 | 1,928,395.10 | 3,321,749.97 | 0.00 | 0.00 | 0.00 | 0.00 | 1,047,945.09 | 894,358.29 | 0.00 | 1,379,446.59 | 3,321,749.97 | | |
| GRAND TOTAL | 11,807,639.14 | 35,437,253.21 | 0.00 | 0.00 | 47,244,892.35 | 0.00 | 4,674,768.40 | 0.00 | 40,917,579.78 | 45,592,348.18 | 0.00 | 5,654,897.20 | 0.00 | 0.00 | 5,654,897.20 | 51,247,245.38 | 98,492,137.73 | 0.00 | 0.00 | 0.00 | 0.00 | 11,807,639.14 | 45,766,918.81 | 0.00 | 40,917,579.78 | 98,492,137.73 | | |


SUMMARY

| Particulars | Previous Report (1) | This Month (2) | As at Date (3) |
|--|---------------------|----------------|----------------|
| Total Disbursement Authorities Received | 545,283,652.74 | 93,328,233.47 | 638,611,886.21 |
| NCA | 236,540,698.00 | 49,179,825.00 | 285,720,523.00 |
| NTA | 289,134,399.65 | 40,826,658.50 | 329,961,058.15 |
| Working Fund | 0.00 | 0.00 | 0.00 |
| TRA | 19,608,555.09 | 3,321,749.97 | 22,930,305.06 |
| CDC | 0.00 | 0.00 | 0.00 |
| NCAA | 0.00 | 0.00 | 0.00 |
| Less: Notice of Transfer of Allocations (NTA)* issued | 0.00 | 0.00 | 0.00 |
| Total Disbursement Authorities Available | 545,283,652.74 | 93,328,233.47 | 638,611,886.21 |
| Less: | 0.00 | 0.00 | 0.00 |
| Lapsed NCA | 5,338.37 | 0.00 | 5,338.37 |
| Disbursements | 472,300,591.62 | 98,492,137.73 | 570,792,729.35 |
| Less: Other Non-Cash Disbursements | 0.00 | 0.00 | 0.00 |
| Disbursements effected through outright deductions from claims | 0.00 | 0.00 | 0.00 |
| Overpayment of expenses(e.g. personnel benefits) | 0.00 | 0.00 | 0.00 |
| Restitution for loss of government property | 0.00 | 0.00 | 0.00 |
| Liquidated damages and similar claims | 0.00 | 0.00 | 0.00 |
| Others (e.g. TEF, BTr, Docs Stamp, etc.) | 0.00 | 0.00 | 0.00 |
| Add/Less: Adjustments (e.g. cancelled/stated checks) | 0.00 | 0.00 | 0.00 |
| Balance of Disbursement Authorities as at date | 72,977,722.75 | (5,163,904.26) | 67,813,818.49 |
| Total Disbursements Program | 545,283,652.74 | 93,328,233.47 | 638,611,886.21 |
| Less: * Actual Disbursements | 472,300,591.62 | 98,492,137.73 | 570,792,729.35 |
| (Over)/Under spending | 72,983,061.12 | (5,163,904.26) | 67,819,156.86 |

Notes: * The use of NTA is discouraged
Notes: ** Amounts should tally with the grand total disbursement

Certified Correct:

MARJORIE S. FABUNAN, CPA
Date: 10-Sep-20

Recommending Approval:

PHILIP F. DU, CPA, MBM
Date: 10-Sep-20

Approved By:

CORAZON I. FLORES, MD, MPH, CESO IV
Date: 10-Sep-20